

SPECIFICATION

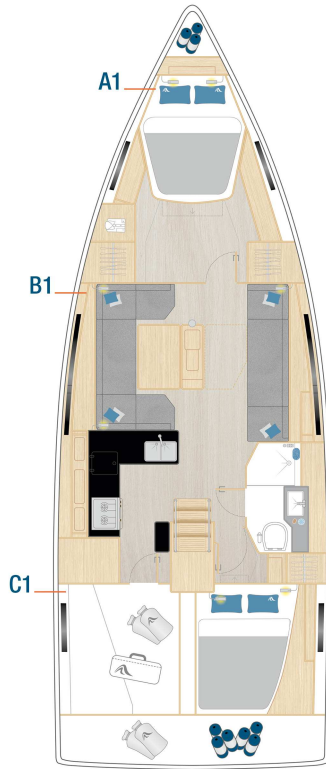
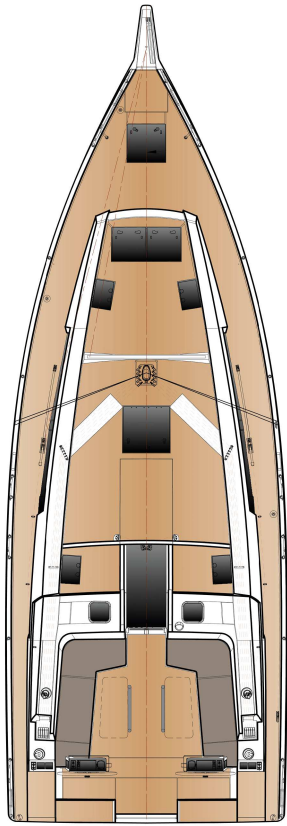


LOA		12.55 m	41' 2"
Hull length		11.99 m	39' 4"
LWL		11.55 m	37' 11"
Beam		4.29 m	14' 1"
Draft			
shallow keel		1.70 m	5' 7"
L-keel, medium		2.10 m	6' 11"
Displacement			
shallow keel	approx.	9.85 t	21,715 lbs
L-keel, medium	approx.	9.68 t	21,341 lbs
Engine Diesel			
standard	approx.	39.00 PS	39.00 hp
option	approx.	56.00 PS	56.00 hp
Fuel tank	approx.	160 l	42 gal
Fresh water	approx.	295 l	78 gal
CE Certificate		A - 10	
Design		Berret - Racoupeau	
Interior		Berret - Racoupeau	

Mast length above WL	approx.	19.99 m	65' 7"
Total sail area	approx.	84.00 m ²	904 sq ft
Main sail			
standard	approx.	49.00 m ²	527 sq ft
furling	approx.	46.00 m ²	495 sq ft
Self-tacking jib	approx.	35.00 m ²	376 sq ft
Genoa	approx.	43.00 m ²	462 sq ft
Crossover	approx.	74.00 m ²	796 sq ft

410

All measurements/figures are approximate. Errors and omissions excepted. All weights are specified in MLC. Specification and material can be changed without notice. Valid for deliveries from 2025.01.01 until 2025.06.30. H22A.24.V.2023-12-07.1825



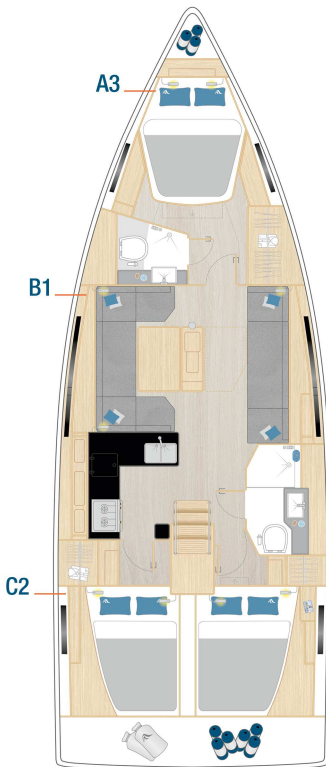
Standard



Option



Option



Option



Option

HULL

- 8 hull windows (4 each side)
- GRP hull, isophthalic gelcoat, colour: Signal White (similar RAL 9003), 1st layer vinyl ester resin and balsa sandwich laminat
- Waterline, isophthalic gelcoat, colour: Dark Grey (similar RAL 7043)

KEEL

- L-keel, cast iron, draft: 2.10 m
- GRP rudder with sea-water resistant aluminium shaft and selfaligning bearings

LAYOUT & INTERIOR

- A1: Master cabin with island double berth and storage space
- B1: Saloon with large dining area on port and sofa on stb
- C1: Large L-galley and storage space on port. Head with separate shower stall, aft cabin with double berth, locker and storage on stb.
- 2-burner gas stove with oven, waste bin, 12 V fridge approx. 135 l, double stainless steel sink with mixing tab
- Interior furniture in high quality marine plywood, Satin Varnish
- Hanse companionway closing system
- Saloon table, fixed with integrated storage
- Worktop in galley and heads - Black Quartz

WOOD (FURNITURE, FLOORBOARD)

- Furniture - Mahogany Style, Satin Varnish
- Floorboard - Acacia

UPHOLSTERY

- Mattresses for all berths
- Upholstery - Monte Carlo, colour: Cream

DECK & OUTSIDE EQUIPMENT

- GRP deck with antislip surface, isophthalic gelcoat, colour: Signal White (similar RAL 9003), 1st layer vinyl ester resin with balsa sandwich core. 1 cockpit locker, 1 space for life raft (only without wetbar), 2 stern lockers, stowage for running rigging at helm position, anchor locker at bow.
- Twin wheel steering system with emergency tiller
- 2 stainless steel steering wheels with leather cover
- 2 cockpit tables, stainless steel with folding teak tops
- Pulpit and pushpit, stainless steel

- Railing, incl. stanchions and stainless steel wire
- Covered halyards and control lines lead to cockpit helmposition, organizers and jammers, 4 mooring cleats, handrails on coach roof
- 2 LEWMAR 45 ST EVO manual halyard winches
- Bathing platform, manual fold-out with swimming ladder
- Composite bowsprit with integrated anchor and forestay fitting
- Self tacking jib system
- Mainsheet system
- 4 large and 6 small deck hatches - openable, anchor locker hatch
- 4 large coach roof side windows - openable, 3 portlights in coach roof

RIG & SAILS

- Rig, anodized aluminium, deck stepped, with kicker, standing and running rigging and 2 reefs
- Manual jib furler
- ELVSTRØM Dacron sails - full battened, main and jib

NAVIGATION & INSTRUMENTS

- Illuminated compass in cockpit
- Navigation lights - LED

PROPULSION

- Fuel tank, approx. 160 l
- Engine (Diesel, approx. 39 hp) - saildrive, 2-blade fix propeller
- Throttle control at helm position, stb

EQUIPMENT

- 12 V and 230 V electric system with main panels and 230 V shore power and sockets in cabins and heads
- AGM battery set, capacity: 1x 90 Ah + 1x 160 Ah AGM
- Country Version: EU / AUS
- Battery charger 35 A
- Manual toilet with sea water flush - cabin layout C
- LPG gas system, stowage for 1 gas bottle
- Black water system (appr. 54 l each bathroom) with deck extraction and seacock for head, electric and manual bilge pump
- Fresh water system with electric pump and 22 l hot water, heated also by main engine
- Fresh water tank, appr. 295 l

ACCESSORIES

- Mast steps

SHIPPING & TRANSPORT

- CE - Certificate cat. A - 10, B - 12, C - 14
- Owners manual
- EC - Type Examination Certificate