



315
Hanse 

Show your yacht ...

... **where to go.** The Hanse 315 will take you wherever you want. Safety and seaworthiness are built into the design. Friends and family will love their time on board – on or off the wind, above or below decks.

Cruising with a Hanse is a luxurious event at sea. Isn't this what you promised yourself for a long time?



When we launched the Hanse 315 we wanted to give the world a reliable yacht and a beautiful yacht as well. Although nothing comes easier than making huge beautiful yachts, building smaller yachts of beauty is a real challenge. We tackled that challenge and beat it.





315





Now it's enough ...



... space, even in the forecabin. Have you ever seen a 31-foot yacht with enough space in the forecabin to provide seating and lockers as well as berths? On the Hanse 315 you can shut the door behind you on your own private living space.

We admit the heads compartment is bigger than expected, but open the door and you'll find a shower and a wet locker in there as well! And cooking on board is also a pleasure with an ergonomic galley full of storage space.

But before you go to sea you will have to decide exactly what your new Hanse 315 should look like. With choices of hull colour, wood finish and soft furnishings you can walk away with the boat of your dreams.



315





Close up view


Tapered masts make trimming easier and looks better. It takes more effort and costs more – but it's worth it.

The stern is easy to access from the water or from the land. But you can close it off entirely with the optional folding coaming.



Teak in the cockpit is part of the Hanse aesthetic sense, right down to the beautiful margin boards.

All helmsmen have their preferences. If you don't like the steering wheel, stick to the standard tiller.



Self-tacking jib, lazy-jacks and fully battened mainsail will transform even the least experienced into sailing enthusiasts.

Sailing has to be comfortable and easy, from the bow to the stern, above decks and below.

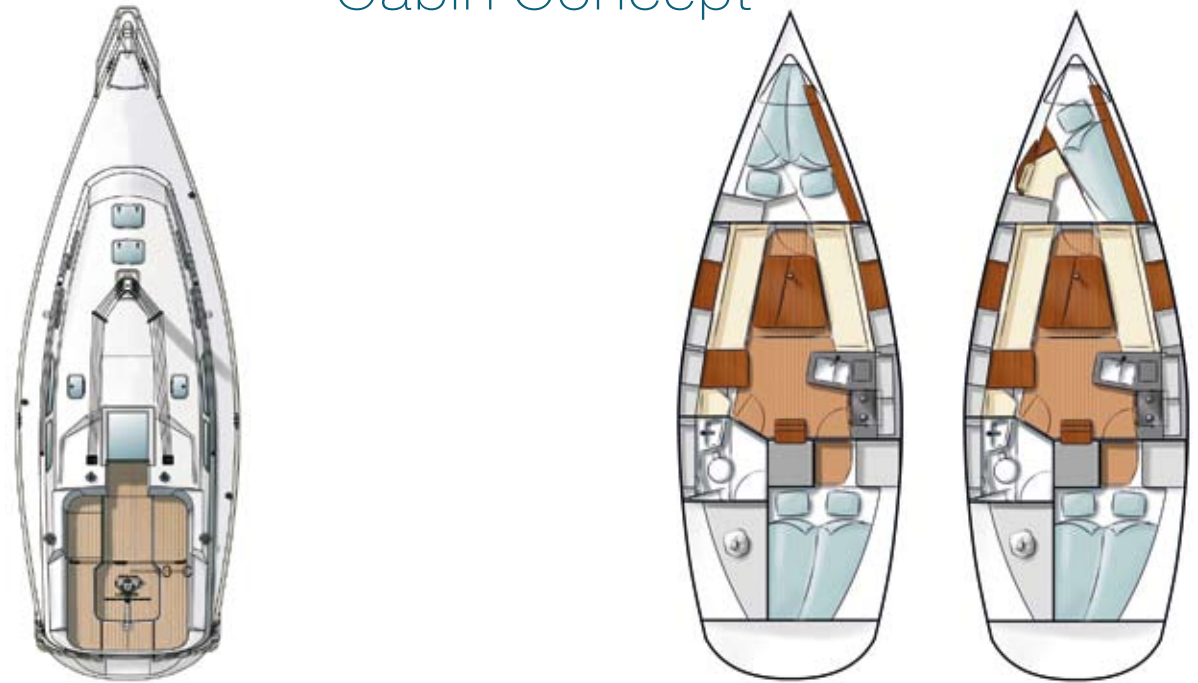


Specification

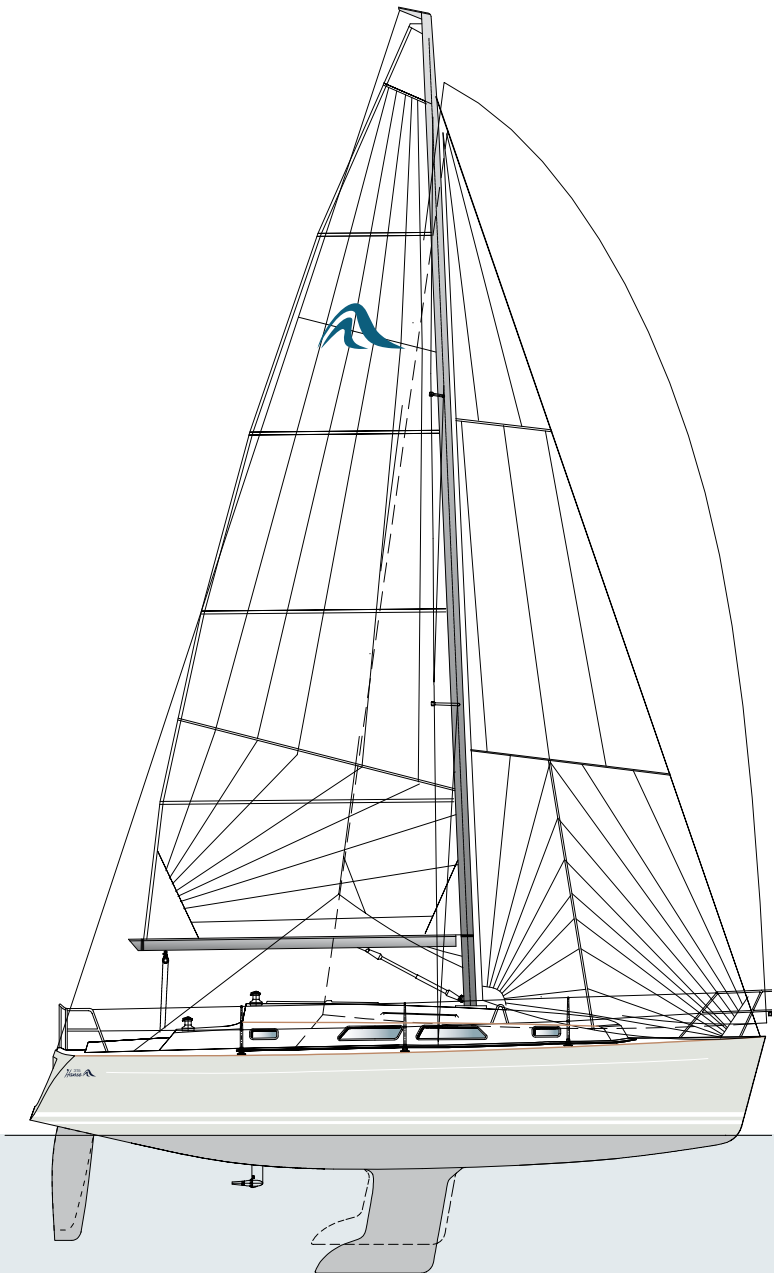
LOA	9.45 m 31'	Mast length above WL	approx. 14.75 m approx. 48'5"
Hull length	9.35 m 30'9"	Total sail area	approx. 60.90 m ² approx. 655 sq ft
LWL	8.30 m 27'4"	Main sail	approx. 27.50 m ² approx. 296 sq ft
Beam	3.20 m 10'6"	Self-tacking jib	approx. 16.00 m ² approx. 172 sq ft
Draft	1.75 m 5'9" (standard)	Genoa 140%	approx. 33.40 m ² approx. 360 sq ft (option)
	1.40 m 4'7" (option)	Gennaker	approx. 63.00 m ² approx. 678 sq ft (option)
Displacement	approx. 4.3 t approx. 9.480 lb	Design	judel/vrolijk & co
Ballast	approx. 1310 kg approx. 2,888 lb	Interior	HanseYachts Design
Engine	15.3 kW / 21 HP		
Fresh water	approx. 120 l		
Fuel tank	approx. 50 l		
CE Certificate	A (ocean)		

The production of all HanseYachts is supervised by Germanischer Lloyd according to GL Yacht Plus.

Cabin Concept



All measurements are approximate. Specification and material can be changed without notice. Errors excepted.





This brochure is not contractual. The yachts depicted partly comprise special equipment not included in the standard scope of supply. Illustrations may not correspond with current versions. Subject to alterations in design and equipment without notice and errors excepted.

HanseYachts AG

Salinenstraße 22 | D-17489 Greifswald

Tel: +49 (0)3834/5792-0 | Fax: +49 (0)3834/5792-30

sales@hanseyachts.com | www.hanseyachts.com

[®]
Hanse 