




ONDECK

SKIPPER

| YACHTING & SAILING MAGAZINE |



Dehler 38

Welcome the new model by Dehler which has had a burst of creativity after merging with the Hanse Group. The new Dehler 38 was pronounced “European Boat of the Year” in the Performance Cruiser class. Let’s find out why.







The pantry is flooded with light and well-ventilated thanks to the opening windows. The 130 lt fridge is accessible from above and below



Chart table moved to the side. Cushion down the middle. Berth ready.



The salon table folds twice. Woodwork with clever details such as the retractable bar.



Chart table (with iStation) can also be used as a dinette



Front cabin with ambient lighting



The Dehler 38 fills the gap between the D 35 and the D 41. The new model is a combination of traditional Dehler values and contemporary design, representing the next generation of Dehler sailing yachts. The Dehler 38 has a modern but timeless exterior and sophisticated interior design. The interior's 2 or 3 cabin layout features a large head with separate shower unit and ample space in the saloon. The standard Dehler 38 is a fast cruising yacht for short-handed families. However, the extensive options list offers the possibility to transform the yacht into a luxurious fast cruiser or even a racer for ambitious racing crews.



A fast cruising yacht for short-handed families



Both Cruiser and Performance

The standard model is a classic cruiser with modern lines (designed by Judel/ Vrolijk & co), easy to sail and offering a great deal of comfort below deck with a very innovative and seaworthy layout. The term 'performance' is not just an indicator of impressive sailing achievements for Dehler 38, but also a programme. The standard model can be further equipped with a selection of original accessories to meet the needs of the crew. Therefore, various keel variants, a performance carbon rig with bigger sail size, useful regatta deck equipment as well as racer electronics and foil sails are available.



Head room

Forward cabin 1.85 m
Saloon 1.90 m
Saloon Pantry 1.92 m
Head 1.92 m
Aft cabin 1.90 m

Berth size

Forward cabin: Length max wide
1.97 m x 2.06 m
Aft Cabin stb: Length max wide
2.06 m x 1.53 m
Aft Cabin ps. (option)
Length max wide 2.06 m x 1.35 m



STATUS YACHTS

www.dehler.com

 **Status Yachts**
www.status-yachts.com



Specifications

Design Judel & Vrolijk | Interior Dehler

LOA	11,30 m
LWL	10,40 m
Beam	3,75 m
Draft	2,30 m
Displacement	6.600 kg
Ballast	2.000 kg
Engine	Volvo D1-30 (28 hp) Volvo D2-40(option)
Fresh water	300 l
Fuel tank	160 l
Total sail area	82,4 m ²
Main sail	46,0 m ²
Furling Jib	36,4,0 m ² (105%)

